

## Vanguard® Tibial Bearings


Vanguard® Tibial Bearings are available in ArCom® Direct Compression Molded (DCM) polyethylene and E1™ Antioxidant Infused Technology. ArCom® polyethylene is clinically proven to be resistant to wear, delamination and oxidation.<sup>1-4</sup>

E1™ Antioxidant Infused Bearings, founded on ArCom® heritage, are infused with vitamin E, a natural antioxidant. E1™ technology defines a new class of tibial bearings and overcomes the limitations of remelted and annealed polyethylenes by uniting true oxidative stability, high mechanical strength and ultra low wear.<sup>5,6</sup>




### Cruciate Retaining

- 3° posterior slope
- 15° internal/external rotation



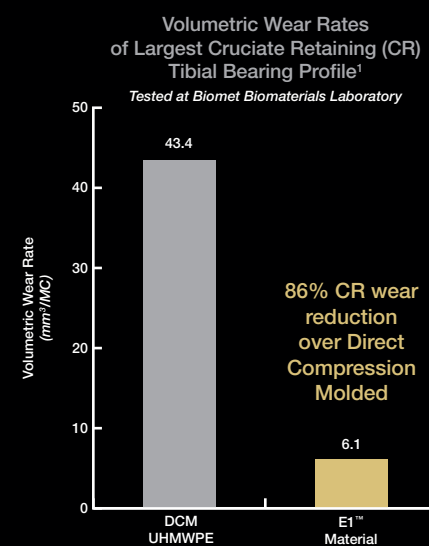
### Cruciate Retaining Lipped

- Enhanced posterior lip
- 15° internal/external rotation



### Anterior Stabilized

- Prominent 10mm anterior lip
- 5mm posterior lip
- 6° internal/external rotation



## References

1. Beading, L. Direct Molded Components Shown to Resist Oxidation. *Orthopedics Today*. 17(4): 1997.
2. Furman, B. *et al.* (Abstract) Effect of Resin Type and Manufacturing Method on UHMWPE Oxidation and Quality at Long Aging and Implant Times. 43rd Annual Meeting Orthopaedic Research Society, San Francisco, CA, February 9–13, 1997.
3. Beading, L. Polyethylene-Related Failure: A Challenge to TKA. *Orthopedics Today*. 16–21, 1996.
4. Ritter, M. *et al.* Long-Term Survival Analysis of a Posterior Cruciate-Retaining Total Condylar Total Knee Arthroplasty. *Clinical Orthopaedics and Related Research*. 309:136–145, 1994.
5. Data on file at Biomet. Bench test results not necessarily indicative of clinical performance.
6. Kurtz, S. *et al.* *The UHMWPE Handbook: Ultra High Molecular Weight Polyethylene in Total Joint Replacement*. Elsevier Academic Press. San Diego, CA. 2004.
7. Parks, N. *et al.* Modular Tibial Insert Micromotion. *Clinical Orthopaedics and Related Research*. 356:10–15, 1998.
8. Sosa, M. *et al.* Micromotion Between the Tibial Tray and the Polyethylene Insert. Fifth World Biomaterial Congress. Toronto Canada, May 29–June 2, 1996.
9. Incavo, S. *et al.* Tibial Plateau Coverage in Total Knee Arthroplasty. *Clinical Orthopaedics and Related Research*. 299:81–85, 1994.

All trademarks herein are the property of Biomet, Inc. or its subsidiaries unless otherwise indicated.

This material is intended for the sole use and benefit of the Biomet sales force and physicians. It is not to be redistributed, duplicated or disclosed without the express written consent of Biomet.

For product information, including indications, contraindications, warnings, precautions and potential adverse effects, see the package insert and Biomet's website.

**BIOMET**  
ORTHOPEDICS

**One Surgeon. One Patient.™**

P.O. Box 587, Warsaw, IN 46581-0587 • 800.348.9500 x 1501  
©2007, 2010 Biomet Orthopedics • biomet.com  
Form No. BOI0264.1 • REV083110





**Vanguard® Complete**  
Knee System  
Cruciate Retaining

**BIOMET**

# Vanguard® Complete Knee System

## Cruciate Retaining

The Vanguard® Complete Knee System provides for personalized patient care by allowing a custom-fit of the femoral, tibial and patellar components independently, thus addressing the largest possible percentage of the population.



**Wide Proximal Trochlear Groove**  
Provides excellent patellar tracking regardless of patient's Q-angle\*

\*within 0-15° of Q-angle



## Additional Features of the Vanguard® CR Design:

- 10 femoral components that grow anterior/posterior on average by 2.4mm increments
- Fully interchangeable tibial/femoral sizing
- 1:1 tibial/femoral coronal congruency
- PPS® Porous Plasma Spray Coating for cementless or Interlok® finish for cemented applications

## Biomet® Tibial Tray

The Vanguard® Complete Knee System features a symmetrical tibial tray design for optimal coverage, ArCom® and E1™ Tibial Bearings for proven wear resistance<sup>1-4</sup> and a proven locking mechanism shown to be "the most stable overall."<sup>7,8</sup> Biomet® tibial trays are available with Interlok® finish for cemented applications or Regenerex® Porous Titanium Construct to enhance bone fixation in cementless applications.

